

Ties and Rope (for non-technical terrain carry out)



High Angle Environment Awareness



This course doesn't teach technical rescue.







10.7mm dynamic kernmantle climbing rope


© 2009 CC Attribution Share Alike Some rights reserved by David J. Fred



Static and Dynamic Rope



Webbing



Ropes are easily damaged

- Never step on a rope.
- Keep ropes away from battery acid.
- Never touch a loaded rope with something sharp.



8mm half rope damaged in a leader fall.

© 2012 CC Attribution Share Alike Some rights reserved by Masa Sakano





© 2018 CC Attribution
Some rights reserved
by Alexander Klepnev



Hardware



Carabiner



Gate



MEETS NFPA 1983 06ED MBS-KN 40 G

Labeling
Certifications, rated loads

Long Axis



Bight

Loop

Round
Turn



“Knots”

- Tie:
- Knot:
- Bend:
- Hitch:

Running End/Standing Part




Practice Ties

- Figure 8.
- Figure 8 on a bight.
- Figure 8 on a bight, with barrel knot safety.
- Figure 8 follow through (tie in), with barrel knot safety.
- Water knot.
- Half Hitch.
- Clove Hitch.
- Girth Hitch.

Figure 8



Figure 8 on a Bight



Barrel Knot Safety



Figure 8 Bend







Figure 8 Follow Through

Figure 8 Follow Through



Half Hitch



Water Knot (Ring Bend)



Clove Hitch




Clove Hitch



Girth Hitch





This presentation Copyright © 2020 Paul J. Morris Some Rights Reserved.

This work is licensed under a Creative Commons Attribution-ShareAlike 4.0 International License. This material may be freely reproduced and used under the terms of the Creative Commons Attribution-ShareAlike License.

This presentation includes images that have been made available under CC-BY and CC-BY-SA licenses, and material from the public domain. Attributions are noted on individual slides. These contributions to the commons are very gratefully acknowledged.